



May 8, 2024 | ASGCT, ORAL SESSION, ABSTRACT #87

Development of an *In Vivo* Non-Viral Delivery Platform for Ocular Editing and Application as a Potential Treatment for Glaucoma

Mary-Lee Dequéant, Ph.D. | Senior Director, CRISPR Therapeutics

Forward-Looking Statements



The presentation and other related materials may contain a number of “forward-looking statements” within the meaning of the Private Securities Litigation Reform Act of 1995, as amended, including statements regarding CRISPR Therapeutics’ expectations about any or all of the following: (i) its plans and expectations for its preclinical studies, clinical trials and pipeline products and programs; (ii) the safety, efficacy and clinical progress of its various clinical programs; (iii) the status of preclinical studies and clinical trials (including, without limitation, the expected timing of data releases, announcement of additional programs and activities at clinical trial sites, and discussions with regulatory authorities) and expectations regarding the data that is being presented; (iv) the data that will be generated by ongoing and planned preclinical studies and clinical trials and the ability to use that data for the design and initiation of additional preclinical studies and clinical trials; (v) regulatory submissions and authorizations, including timelines for and expectations regarding additional regulatory agency decisions; (vi) manufacturing activities and capabilities; (vii) the activities under its collaborations and the expected benefits thereof; (viii) its intellectual property coverage and positions of its, its licensors and third parties as well as the status and potential outcome of proceedings involving any such intellectual property; (ix) the sufficiency of its cash resources; and (x) the therapeutic value, development, and commercial potential of CRISPR/Cas9 gene editing technologies and therapies, including as compared to other therapies. Without limiting the foregoing, the words “believes,” “anticipates,” “plans,” “expects” and similar expressions are intended to identify forward-looking statements. You are cautioned that forward-looking statements are inherently uncertain. Although CRISPR Therapeutics believes that such statements are based on reasonable assumptions within the bounds of its knowledge of its business and operations, forward-looking statements are neither promises nor guarantees and they are necessarily subject to a high degree of uncertainty and risk. Actual performance and results may differ materially from those projected or suggested in the forward-looking statements due to various risks and uncertainties. These risks and uncertainties include, among others, that: the efficacy and safety results from ongoing clinical trials will not continue or be repeated in ongoing or planned clinical trials or may not support regulatory submissions; regulatory authorities may not approve exa-cel on a timely basis or at all; adequate pricing or reimbursement may not be secured to support continued development or commercialization of exa-cel following regulatory approval; the potential that clinical trial results may not be favorable; one or more of its product candidate programs will not proceed as planned for technical, scientific or commercial reasons; future competitive or other market factors may adversely affect the commercial potential for its product candidates; initiation and completion of preclinical studies for its product candidates is uncertain and results from such studies may not be predictive of future results of future studies or clinical trials; regulatory approvals to conduct trials or to market products are uncertain; it may not realize the potential benefits of its collaborations; uncertainties regarding the intellectual property protection for its technology and intellectual property belonging to third parties, and the outcome of proceedings (such as an interference, an opposition or a similar proceeding) involving all or any portion of such intellectual property; and those risks and uncertainties described under the heading “Risk Factors” in its most recent annual report on Form 10-K, quarterly report on Form 10-Q, and in any other subsequent filings made by it with the U.S. Securities and Exchange Commission, which are available on the SEC’s website at www.sec.gov. Existing and prospective investors are cautioned not to place undue reliance on these forward-looking statements, which speak only as of the date they are made. CRISPR Therapeutics disclaims any obligation or undertaking to update or revise any forward-looking statements contained in this presentation, other than to the extent required by law.

Caution should be exercised when interpreting results from separate trials involving separate product candidates. There are differences in the clinical trial design, patient populations, and the product candidates themselves, and the results from the clinical trials of some product candidates or products (e.g., autologous product candidates or products) may have no interpretative value on our existing or future results.

CRISPR THERAPEUTICS® standard character mark and design logo, CTX110®, CTX112™, CTX130™, CTX131™, CTX310™, CTX320™, CTX330™ and CTX211™ are trademarks and registered trademarks of CRISPR Therapeutics AG. All other trademarks and registered trademarks are the property of their respective owners. Solely for convenience, trademarks, service marks and trade names referred to in this presentation may appear without the ® or ™ symbols and any such omission is not intended to indicate waiver of any such rights.

Disclosures



Mary-Lee Dequéant, Ph.D.

Senior Director, CRISPR Therapeutics

Disclosure Information

I have the following relevant financial relationships to disclose:

Employee of: CRISPR Therapeutics

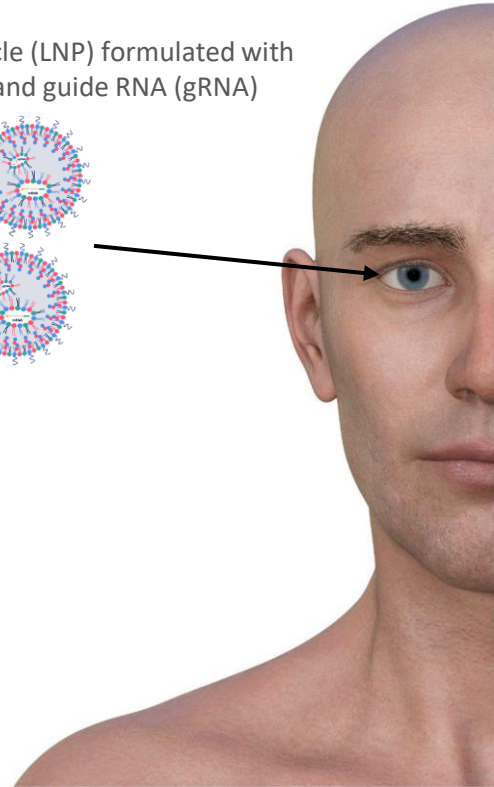

Stockholder in: CRISPR Therapeutics

Non-Viral Delivery – A Promising Approach for Ocular Gene Editing



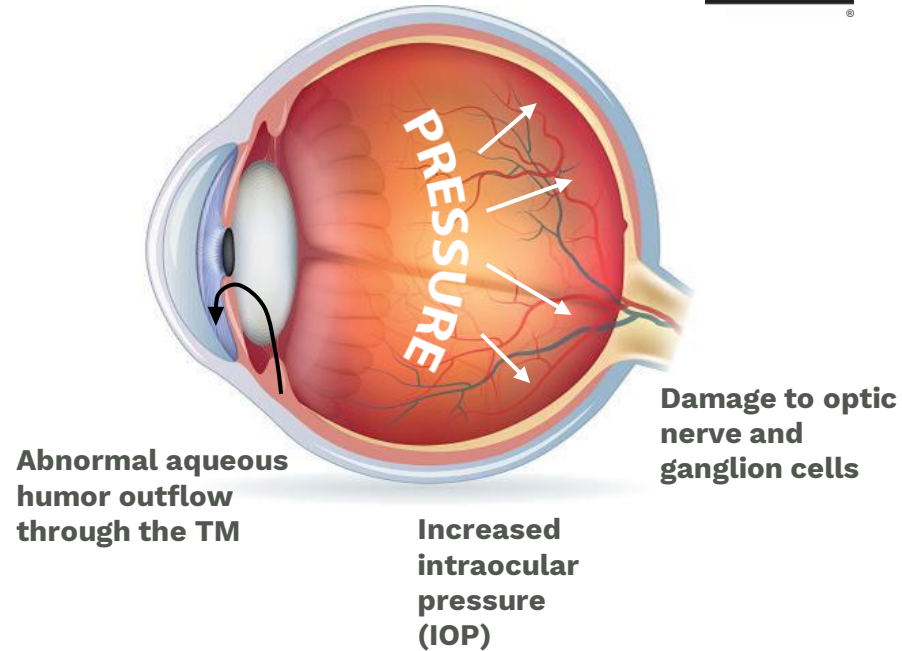
- Potential to use CRISPR/Cas9 technology to address genetic diseases of the eye once considered untreatable
- Advantages of localized delivery to the eye:
 - Accessible for localized delivery
 - Small volume
 - Enclosed structure / limited systemic exposure
 - Immune-privileged organ
- Non-viral delivery of Cas9 mRNA offers several advantages:
 - Transient expression of Cas9 enzyme, no potential for vector integration
 - Ability to deliver larger cargoes
 - Simplified manufacturing
 - Repeat dosing feasible

Lipid nanoparticle (LNP) formulated with Cas9 mRNA and guide RNA (gRNA)



MYOC Mutations are the Most Common Genetic Cause of Glaucoma

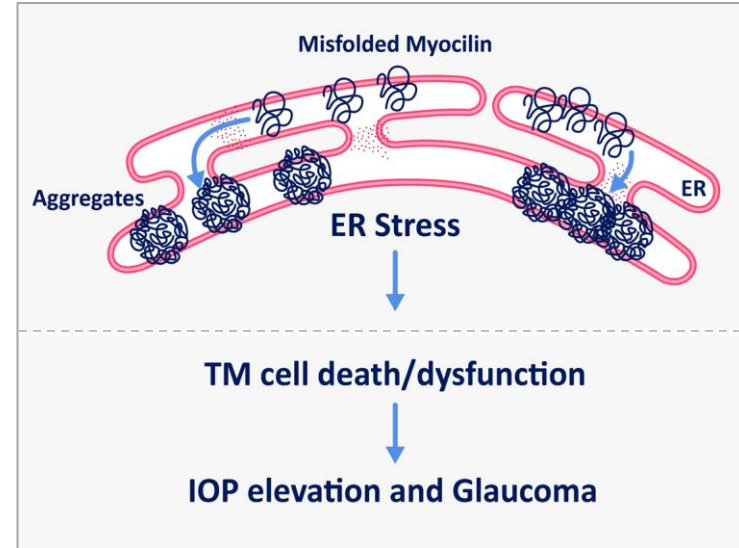
- Glaucoma is the second leading cause of blindness worldwide¹
- Myocilin (MYOC) mutations are the most common genetic cause of glaucoma.² MYOC-associated glaucoma affects ~150k people in the United States alone^{1,3}
- Myocilin mutations are autosomal dominant⁴ and associated with earlier onset and more rapid progression of the disease⁵
- Mutations cause impaired outflow of aqueous humor through the trabecular meshwork (TM), leading to elevated intraocular pressure (IOP)⁶



¹ Allingham R.R. et al. 2009, ² Fingert J.H. et al., 2011, ³ Zhang N. et al., 2021, ⁴ Sheffield V.C. et al. 1993, ⁵ Fingert J.H. et al., 1999, ⁶ Alward W.L.M. et al. 1998.

Myocilin Gene is a Promising Target for the Treatment of Glaucoma

- Myocilin is a glycoprotein highly expressed in the trabecular meshwork (TM)¹
- Gain-of-function MYOC mutations cause misfolded protein aggregates in the endoplasmic reticulum (ER), inducing cellular stress that can lead to TM cell death/dysfunction²
- Knocking out MYOC expression in the TM using CRISPR/Cas9 was shown to reverse the ER stress, restore TM function, and reduce IOP^{3,4}
- WT MYOC expression is not required for normal ocular function⁵ and homozygous MYOC loss of function in humans is not associated with any disease⁶

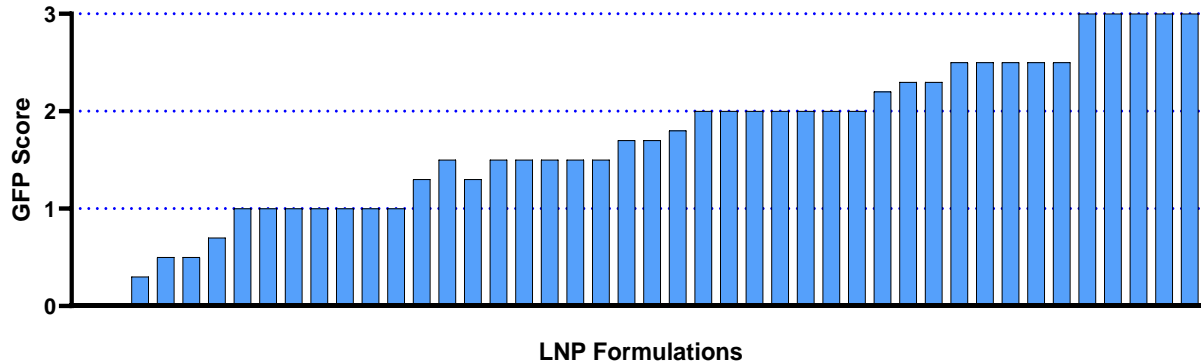


Adapted from Kasetti et al., 2021

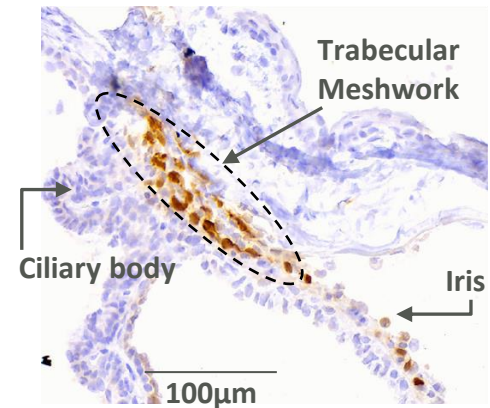
In Vivo Screen Identified LNPs that Deliver Efficiently to Mouse TM

- ~200 LNPs formulated with EGFP¹ mRNA were tested *in vitro* in primary TM cells
- ~40 LNP formulations were selected for *in vivo* testing

EGFP Expression in Mouse TM 24h After IVT² Injection



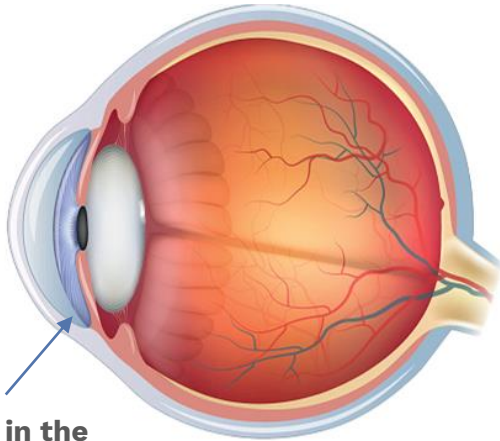
EGFP Detected in TM by IHC³ 24h After LNP Dosing



¹ EGFP – Enhanced Green Fluorescent Protein; ² IVT – Intravitreal; ³ IHC - Immunohistochemistry

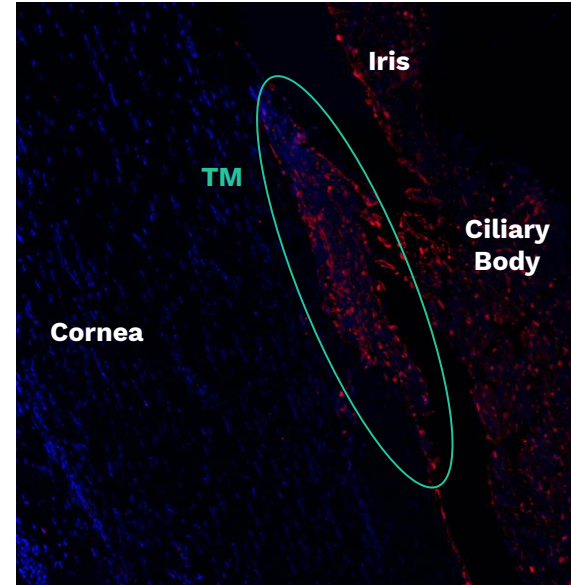
LNPs Selected for Targeted Delivery to Non-Human Primate TM

Intracameral Injection in Cynomolgus Monkey



Injection in the
anterior segment of
LNP formulated with
EGFP mRNA

EGFP Detected in TM by IHC 24h After Dosing with LNP

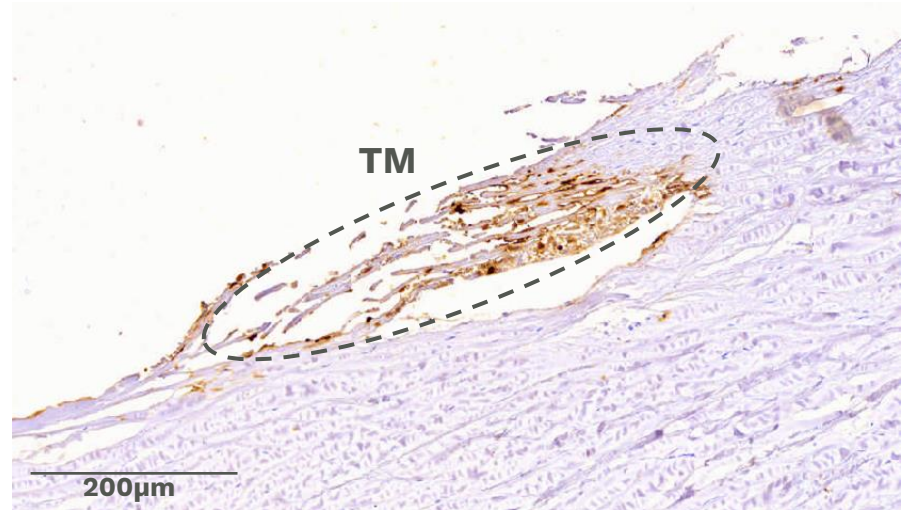


LNP Formulation Also Successfully Delivered to Human TM in *Ex Vivo* Model

Human Eye Anterior Segment
Organ Culture (ASOC)¹



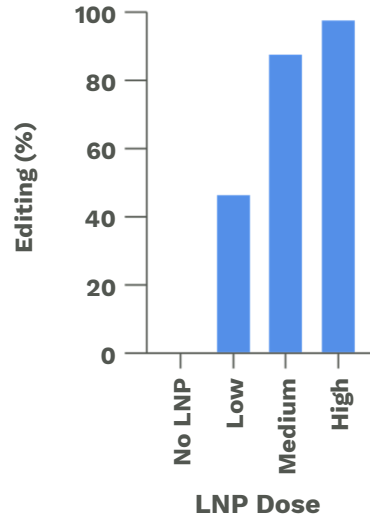
EGFP Detected in Human TM by IHC
24h After LNP Infusion



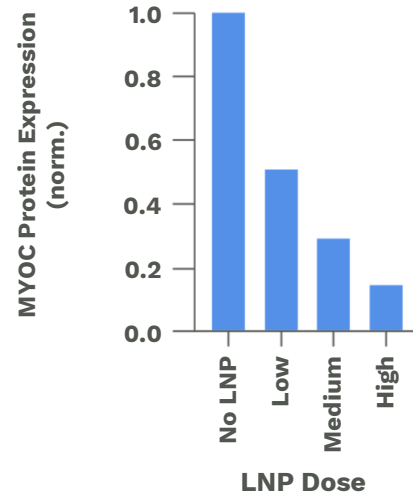
¹ LNP formulated with EGFP mRNA was infused through syringe/pump. Flow: 2.5 μl/min (method adapted from Boice and Snider, JOVE, 2021)

Prioritized MYOC gRNA Shows Efficient Editing in Primary Human TM cells

>90% MYOC Gene Editing *In Vitro*
with Prioritized gRNA¹



MYOC Protein Reduction Up to 85%
with Prioritized gRNA



- ✓ Cross-reactive human/NHP MYOC gRNA selected based on *in vitro* screen
- ✓ Comprehensive off-target assessment completed with no off-target editing detected for prioritized gRNAs

¹ gRNA – guide RNAs

Conclusions



- Identified LNPs to deliver efficiently and selectively to the Trabecular Meshwork (TM), a therapeutically relevant target tissue for the treatment of glaucoma
- Demonstrated ~90% surrogate protein reduction in mouse TM using *in vivo* LNP-mediated delivery of Cas9 mRNA and gRNA
- Identified highly-efficient gRNA to edit MYOC in human TM cells, showing >90% editing of the gene locus and up to 85% reduction in myocilin protein expression
- Ongoing: *in vivo* proof of concept study in mouse model of MYOC-associated glaucoma

Acknowledgments



CRISPR Therapeutics

Dominique L. Ouellet, Michael J. Lukason, Jack Philp, Marja Pimentel, Jimmy Breen, Izele Abure, Marian Themeles, Sushant Karnik, Jilong Li, Anass Agrud, Jordan Paine, Yen-Yu Liu, Anandan Paldurai, Daniel Pascual, Nicole Flanagan, Lauren Tso, Yin Tang, Kayla Urbaez, Nicolette Lee, Nassim Ajami, Katie Shum, Shashwat Nagar, Bethany Winans, Parin Sripakdeevong, Seshidhar Reddy Police, Alex Harding, Laura Serwer, Jonathan Terrett, Lorenzo Aulisa



Thank you!

CRISPR Therapeutics

www.crisprtx.com